



ELEVATION SERIES CUBE ICE MAKER CIMO430/O436/O435

Model:

- CIMO430
- CIMO436
- CIMO435



CIMO430 ON B55

Features and Benefits

- 30" (768 mm) wide space-saving design.
- Produces up to 500 lbs (227 kg) of ice per day.
- *Energy and Environment*
 - Exceeds new 2018 DOE (Department of Energy) regulations.
 - Up to 20% more energy efficient than other models.
 - Environmentally friendly, including BPA-free plastic and recyclable parts.
- *Sanitation*
 - Plastic Food Zone eliminates hard-to-clean nooks and crannies, allowing for effortless wipe down and easy, long-lasting sanitation.
 - Built in Agion[®] ensures unbeatable antimicrobial protection.
 - Smart LED light indicates machine status and when cleaning is required.
 - Simple, one-touch controls for sanitization and descaling.
 - BPA-free snap-in, snap-out dishwasher-safe components.
- *Unique Dual Exhaust* - Air-cooled machines are designed to discharge hot air from both the side and top of the unit, increasing installation flexibility and reducing the potential of obstructed exhaust.
- *Universal Smart Harness™* control board simplifies installation and servicing with better access, digital diagnostics, universal components and common configuration.

CIMO430/O436/O435 CUBE ICE MAKER

Ice Form

FULL CUBE DIMENSIONS	
W x D x H (in.)	7 $\frac{1}{8}$ x 7 $\frac{1}{8}$ x 7 $\frac{1}{8}$
W x D x H (mm)	22 x 22 x 22
HALF CUBE DIMENSIONS	
W x D x H (in.)	3 $\frac{1}{8}$ x 7 $\frac{1}{8}$ x 7 $\frac{1}{8}$
W x D x H (mm)	10 x 22 x 22



CUBE

Bin Chart *Kits for Combining Wider Bins with Smaller Models*

		ICE STORAGE BINS										
		Model No.	B25	B40	B42	B55	B700	B110	B1000	B1300	B1325	B1660
		Capacity	242 lbs (110 kg)	344 lbs (156 kg)	351 lbs (160 kg)	510 lbs (232 kg)	660 lbs (308 kg)	854 lbs (388 kg)	1000 lbs (454 kg)	1310 lbs (599 kg)	1,325 lbs (601 kg)	1,660 lbs (753 kg)
		Width	30 in (762 mm)	30 in (762 mm)	22 in (559 mm)	30 in (762 mm)	30 in (762 mm)	48 in (1,219 mm)	48 in (1,219 mm)	48 in (1,219 mm)	60 in (1,524 mm)	60 in (1,524 mm)
Kits	CIMO430											
	CIMO436	Kit Not Required		N/A		Kit Not Required		BPF-1			Hold Down Securement Recommended	
	CIMO435											

*See Ice-O-Matic Price List for Adapter Kits to combine ice makers with most available ice/beverage dispensers.

Options & Accessories

WATER FILTERS		
Ice Machine Model	Manifold	
	System	Replacement
CIMO430	IFQ1	IOMQ (1)
CIMO436		
CIMO435		

Note: All modular cube CIM units can be installed with the O₃-Matic™ Ozone Delivery System.

Ice Maker Warranty

COMMERCIAL WARRANTY	
Ice Maker	3 YEARS parts and labor
Evaporator and Compressor	5 YEARS parts
Evaporator (when enrolled in our filter program)	7 YEARS parts and labor



MECHMAR (PTE) LTD

56 Kian Teck Road Singapore 628791 Tel: 6268 3048 Fax: 6261 4049
Email: mechmar@singnet.com.sg Website: www.mechmar.com.sg

ELEVATION SERIES CUBE ICE MAKER

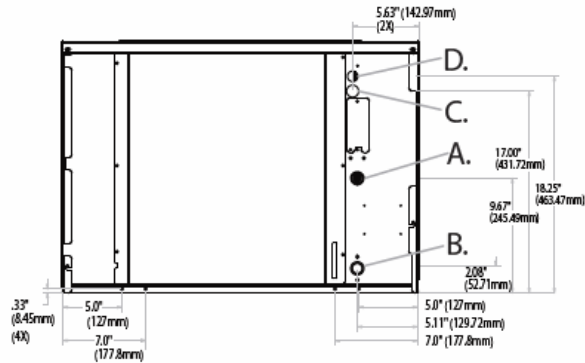
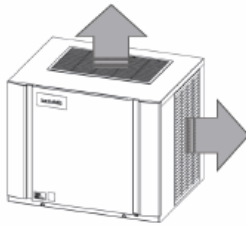
CIMO430/O436/O435

Air Cooled

Please note: air-cooled units require 6" (152 mm) clearance for air intake and exhaust.

- A. Ice maker potable water in, 3/8" FPT.
- B. Ice maker water out, 3/4" FPT.
- C. Hole for electrical connections, 7/8".
- D. Electrical connection junction box, 7/8".

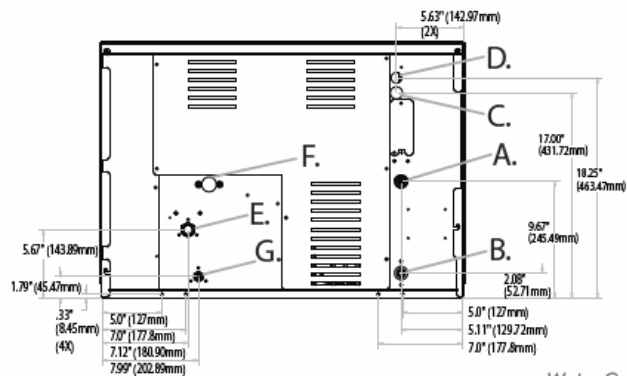
Dual Exhaust for Installation Flexibility



Air Cooled

Water Cooled

- A. Ice maker potable water in, 3/8" FPT.
- B. Ice maker water out, 3/4" FPT.
- C. Hole for electrical connections, 7/8".
- D. Electrical connection junction box, 7/8".
- E. Condenser water in, 3/8" FPT.
- F. Condenser water out, 1/2" FPT.



Water Cooled

Operating Requirements

	MINIMUM	MAXIMUM	
		60 Hz	50Hz
Ambient Temp. Range Air	50°F (10°C)	100°F (38°C)	110°F (43°C)
Water Temp.	40°F (4.4°C)		
Water Pressure	20 PSIG (1.4 BAR)	80 PSIG (5.5 BAR)	

Dimensions

ALL MODELS	
W x D x H (in.)	30.25 x 24.25 x 21.25
W x D x H (mm)	768 x 616 x 540

Specifications

Model Number	Cond. Unit	Half-Cube Ice Production per 24hrs		Water Usage gallons per 100 lbs of ice 90°F air/70°F water		kWH Used per 100 lbs of ice @ 90°F air/70°F water	Voltage Characteristics	Min. Circuit Ampacity	Fuse Size	Approx. BTUs per hour
		70°F air/50°F water lbs (kg)	90°F air/70°F water lbs (kg)	Potable	Condenser					
CIMO430A ★	Air	435 (197)	320 (145)	19.8	-	5.43	115/60/1	11.0	15	5300
CIMO430W	Water	460 (209)	380 (172)	17.8	169.0	4.75		10.7		
CIMO436A ★	Air	465 (211)	350 (159)	18.0	-	5.46	208-230/60/1	6.3		
CIMO436W	Water	500 (227)	420 (191)	17.7	185.0	4.37		6.1		
CIMO435A	Air	460 (209)	355 (161)	20.0	-	5.97		220-240/50/1		

* Daily ice production based on half cube configuration.

Notes:

Number of Wires: 3 (including ground)

Approx. Shipping Weight lbs (kg): CIMO430A 155 (70.3) • CIMO430W 155 (70.3) • CIMO436A 155 (70.3) • CIMO436W 155 (70.3) • CIMO435A 155 (70.3)

Refrigerant Type: R404A

★ ENERGY STAR qualified machine. Please see our website www.iceomatic.com for the latest list of ENERGY STAR qualified machines and available rebates

CIMO430/O436/O435 CUBE ICE MAKER